

MONTHLY STATISTICAL BULLETIN

APRIL 2022

Market capitalization: 235.187.744.039

Turnover: 964.266.757

Number of transactions: 1.853

MBI10: 6.278,19

↑1,89%

↑36,74%

↑26,40%

↑2,97%

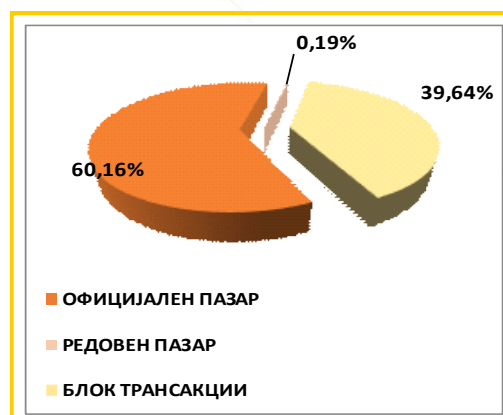
BASIC INDICATORS

TURNOVER (denars)	March 2022	April 2022	% of change
TRADING IN BEST	362.473.605	581.998.067	60,56
SHARES	358.117.488	506.224.852	41,36
BONDS	4.356.117	75.773.215	1.639,47
OTHER SECURITIES	0	0	-
DAILY AVERAGE TURNOVER (denars)	15.759.722	30.631.477	94,37
DAILY AVERAGE NUMBER OF TRANSACTIONS	63	97	53,97
BLOCK TRANSACTIONS	310.556.745	382.268.690	23,09
PUBLIC AUCTIONS	32.158.000	0	-
PUBLIC OFFERING	0	0	-
TOTAL	705.188.350	964.266.757	36,74
NUMBER OF TRANSACTIONS			
TRADING IN BEST	1.449	1.835	26,64
BLOCK TRANSACTIONS	14	18	28,57
PUBLIC AUCTIONS	3	0	-
PUBLIC OFFERING	0	0	-
TOTAL	1.466	1.853	26,40
MARKET CAPITALIZATION (denars)			
MARKET CAPITALIZATION OF SHARES	230.824.553.371	235.187.744.039	1,89
OFFICIAL MARKET-SHARES	224.538.678.396	228.901.869.064	1,94
MARKET OF JOINT STOCK COMPANIES WITH SPECIAL REPORTING OBLIGATIONS	6.285.874.975	6.285.874.975	0,00
MARKET CAPITALIZATION OF BONDS	18.507.547.860	19.436.063.225	5,02
MARKET CAPITALIZATION OF OTHER SECURITIES	313.102.125	312.340.875	-0,24
TOTAL MARKET CAPITALIZATION	249.645.203.356	254.936.148.139	2,12
MBI10	6.097,34	6.278,19	2,97
OMB	133,13	132,66	-0,35
NUMBER OF LISTED SECURITIES*	94	94	0,00
NUMBER OF TRADING DAYS	23	19	-17,39

*The calculation includes the shares of Idevelop AD Skopje, ArceloMittal Skopje (HRM) AD Skopje, Blagoj Tufanov AD Radovish and Trudbenik AD Ohrid which are long term suspended from listing.

TURNOVER STRUCTURE

Market segment	Turnover (denars)	Turnover (EUR)	%	Number of transactions
OFFICIAL MARKET	580.145.761	9.410.930	60,16	1.726
REGULAR MARKET	1.852.306	30.089	0,19	109
BLOCK TRANSACTIONS	382.268.690	6.201.993	39,64	18
TOTAL	964.266.757	15.643.011	100,00	1.853



MONTHLY STATISTICAL BULLETIN

10 MOST LIQUID SHARES (Official market)

Issuer	Max (denars)	Min (denars)	Average price (denars)	Volume	Turnover (denars)	Turnover (EUR)	%	Num. of trans.	Market capitalization (denars)
Komercijalna banka Skopje	13.030,00	11.803,00	12.778,53	17.842	227.994.478	3.696.897	45,20	702	29.116.813.016
Alkaloid Skopje	18.290,00	17.800,00	18.115,41	3.829	69.363.913	1.125.591	13,75	228	25.648.027.942
Granit Skopje	1.450,00	1.301,00	1.418,90	34.509	48.964.970	794.800	9,71	120	4.299.927.800
Replek Skopje	107.800,00	91.305,00	102.710,54	412	42.316.741	687.294	8,39	73	2.566.081.037
Stopanska banka Skopje	1.699,00	1.455,00	1.519,13	18.756	28.492.745	462.134	5,65	106	28.736.488.049
NLB Banka Skopje	29.200,00	26.500,00	27.613,93	876	24.189.805	392.562	4,80	112	23.486.677.500
Makpetrol Skopje	80.000,00	72.500,00	73.935,91	313	23.141.941	375.425	4,59	77	8.947.854.840
Stopanska banka Bitola	3.299,00	3.055,00	3.263,21	3.578	11.675.755	189.686	2,31	49	1.286.947.713
TTK Banka Skopje	1.400,00	1.330,00	1.375,62	5.120	7.043.160	114.263	1,40	37	1.225.648.800
Makstil Skopje	150,00	109,00	129,87	52.858	6.864.456	111.308	1,36	76	2.055.693.327
Rest				13.073	14.324.582	232.524	2,84	116	101.531.709.041
Total				151.166	504.372.546	8.182.483	100,00	1.696	228.901.869.064

TOP GAINERS / TOP LOSERS—OFFICIAL MARKET

Issuer	Average price (denars) 31.03.2022	Average price (denars) 30.04.2022	% of change
TOP GAINERS			
Makstil Skopje	110,00	140,58	27,80
Replek Skopje	83.005,00	99.000,04	19,27
Stopanska banka Skopje	1.500,00	1.645,83	9,72
Makpetrol Skopje	73.503,33	79.620,00	8,32
Stopanska banka Bitola	3.050,00	3.291,62	7,92
TOP LOSERS			
Automakedonija Skopje	2.700,00	2.500,00	-7,41
Zito Polog Tetovo	2.317,00	2.200,00	-5,05
Beton Skopje	3.720,00	3.558,67	-4,34
GD-Tikves Kavadarci	1.030,00	1.000,00	-2,91
TTK Banka Skopje	1.390,00	1.350,00	-2,88

OVERVIEW OF THE TRADING WITH BONDS

	HIGH (%)	LOW (%)	Last daily average price(%)	Last trading day	Volume	Turnover (denars)	Turnover (EUR)	Yield to maturity *
TTK banka AD Skopje - korporativna obvrznica I emisija	100,00	100,00	100,00	15.4.2022	100	6.163.400	100.000	2,80%
R. Makedonija - drzavna obvrznica DO2020/04-0450dk	100,00	100,00	100,00	27.4.2022	300	3.000.000	48.741	4,00%
R. Makedonija - drzavna obvrznica DO2019/10-0749dk	101,60	101,60	101,60	01.4.2022	200	2.032.000	32.936	4,20%
Government bonds-denationalization XXIII issue (RMDEN13)	99,00	99,00	99,00	13.4.2022	50.321	3.073.524	49.818	2,28%
Government bonds-denationalization XIV issue (RMDEN14)	99,00	99,00	99,00	13.4.2022	274.390	16.759.288	271.646	2,65%
Government bonds-denationalization XV issue (RMDEN15)	99,00	99,00	99,00	13.4.2022	235.943	14.411.008	233.584	2,50%
Government bonds-denationalization XVI issue (RMDEN16)	99,00	99,00	99,00	13.4.2022	72.185	4.408.940	71.463	2,20%
Government bonds-denationalization XVIII issue (RMDEN18)	99,00	99,00	99,00	13.4.2022	329.874	20.148.147	326.575	2,12%
Government bonds-denationalization XIX issue (RMDEN19)	99,00	99,00	99,00	14.4.2022	19.989	1.220.773	19.789	2,02%
Government bonds-denationalization XX issue (RMDEN20)	99,90	99,00	99,00	19.4.2022	74.546	4.556.134	73.895	2,00%

* The model for calculation of annual average yield to maturity is adapted to the characteristics of the bonds. Calculation date is 30.04.2022 using the last average price of the bonds.

MONTHLY STATISTICAL BULLETIN

MBI10

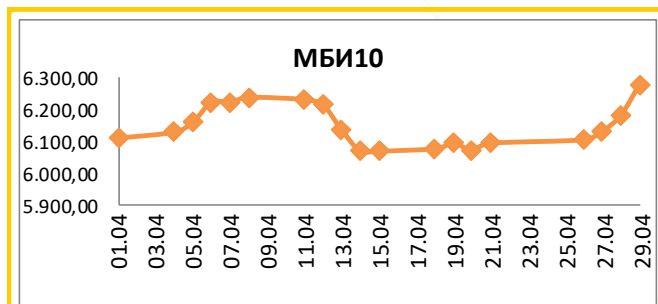
Value at 29.04.2022

6.278,19

MAX Value in April (29.04.2022) 6.278,19

MIN Value in April (14.04.2022) 6.068,45

% of change from 30.12.2021 2,03%

All about MBI10 on: <http://www.mse.com.mk/Indicies.aspx?Index=MBI10>

Composition of MBI10	Turnover (denars)	Volume	Num. of trans.	Last average price	% of monthly change of price
Alkaloid AD Skopje	76.653.913	4.229	230	17.918,73	-0,45
Granit AD Skopje	53.986.830	38.369	121	1.400,00	7,70
Komercijalna banka AD Skopje	330.048.308	26.490	706	12.775,76	1,33
Makpetrol AD Skopje	23.141.941	313	77	79.620,00	8,32
Makedonijaturist AD Skopje	4.725.105	1.008	26	4.700,00	2,17
Stopanska banka AD Skopje	28.492.745	18.756	106	1.645,83	9,72
TTK banka AD Skopje	7.043.160	5.120	37	1.350,00	-2,88
Makedonski Telekom AD Skopje	1.917.964	5.349	36	360	0,00
Stopanska banka AD Bitola	11.675.755	3.578	49	3.291,62	7,92
NLB Banka AD Skopje	107.033.805	3.656	113	27.500,00	-2,48

OMB

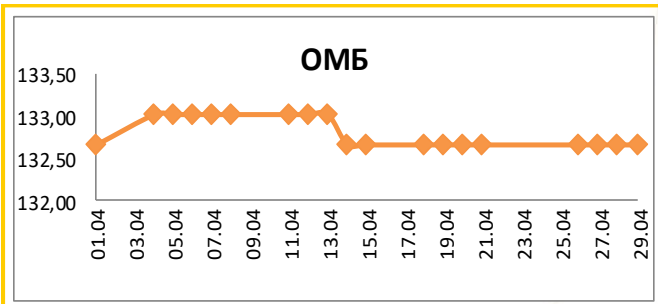
Value at 29.04.2022

132,66

MAX Value in April (04.04.2022) 133,02

MIN Value in April (01.04.2022) 132,66

% of change from 30.12.2021 -0,72%

All about OMB on: <http://www.mse.com.mk/Indicies.aspx?Index=OMB>

Composition of OMB	Turnover (denars)	Volume	Num. of trans.	Last average price	% of monthly change of price
Government bonds-denationalization XV issue (RMDEN15)	14.411.008	235.943	1	99,00	0,00
Government bonds-denationalization XVI issue (RMDEN16)	4.408.940	72.185	2	99,00	0,00
Government bonds-denationalization XVII issue (RMDEN17)	0	0	0	99,80	0,00
Government bonds-denationalization XVIII issue (RMDEN18)	20.148.147	329.874	5	99,00	-0,58
Government bonds-denationalization XIX issue (RMDEN19)	1.220.773	19.989	4	99,00	0,00
Government bonds-denationalization XX issue (RMDEN20)	4.556.134	74.546	7	99,00	-0,80



MONTHLY STATISTICAL BULLETIN

MBI10 LISTED COMPANIES RATIOS

Issuer	P/E Ratio ¹	Dividend yield ²	Foreign investors participation in April 2022	Foreign investors participation in March 2022	Change
Alkaloid AD Skopje	19,65	2,46%	2,73%	2,74%	-0,01%
Granit AD Skopje	31,66	2,38%	3,14%	3,15%	-0,01%
Komercijalna banka AD Skopje	12,51	4,85%	2,33%	2,33%	0,00%
Makpetrol AD Skopje	6,35	1,63%	1,42%	1,42%	0,00%
Makedonijaturist AD Skopje	96,65	0,00%	0,80%	0,80%	0,00%
Stopanska banka AD Skopje	11,65	0,00%	92,38%	92,38%	0,00%
TTK banka AD Skopje	27,48	3,41%	1,10%	1,10%	0,00%
Makedonski Telekom AD Skopje	21,68	5,14%	1,09%	1,09%	0,00%
Stopanska banka AD Bitola	3,73	0,00%	1,93%	1,96%	-0,03%
NLB banka AD Skopje	10,58	6,32%	87,54%	87,54%	0,00%

[1] Share price at last day of trading in currently month, / Earnings per share

[2] The ratios are calculated using the data from the last published Audited financial reports and last paid dividend.

FOREIGN INVESTORS—OFFICIAL MARKET

April 2022	Foreign Legal investors April 2022	Foreign private investors April 2022	Total Foreign entities April 2022	Total Foreign entities March 2022	Change
Shares[3]	34,43%	1,11%	35,54%	35,53%	0,01%
Denationalization bonds[4]	0,11%	0,07%	0,19%	0,20%	-0,01%
Continuous government bonds [5]	0,00%	0,00%	0,00%	0,00%	0,00%

[3] Data as last day of trading in currently month according to the Central Securities Depository, regarding the participation of the foreign investors in the number of shares.

[4,5] Data as last day of trading in currently month according to the Central Securities Depository, regarding the participation of the foreign investors in the total nominal value of bonds.

FOREIGN AND DOMESTIC INVESTORS IN THE TOTAL TURNOVER [6]

	BUYING % of total	SELLING % of total
Foreign private investors	0,75%	0,21%
Foreign Legal investors	0,36%	0,53%
Total Foreign Legal entities	1,10%	0,74%
Domestic private investors	46,14%	63,61%
Domestic Legal investors	52,76%	35,65%
Total Domestic Legal entities	98,90%	99,26%

[6] Data as last day of trading in currently month according to the Central Securities Depository, regarding the participation of the foreign and domestic investors in the total turnover.

Note: The calculation does not take into account the public offer with the bonds of SN broker AD Skopje

TURNOVER PER MEMBERS / in denars

Member	Code	Trading in BEST system	% of trading in BEST sys.	Block (denars)	% block	Public auctions	% of Public auctions	Public offering	% of Public offering	Total
Eurohaus AD Skopje	EH	240.271.052	20,64	396.415.660	51,85	0	0,00	0	0,00	636.686.712
Komercijalna banka AD Skopje	KB	250.889.145	21,55	70.743.720	9,25	0	0,00	0	0,00	321.632.865
Sparkase banka AD Skopje	SP	5.024.715	0,43	230.920.000	30,20	0	0,00	0	0,00	235.944.715
ILIRIKA INVESTMENTS AD Skopje	IL	172.763.140	14,84	18.000.000	2,35	0	0,00	0	0,00	190.763.140
TTK Banka AD Skopje	TK	143.129.879	12,30	27.300.000	3,57	0	0,00	0	0,00	170.429.879
INVESTBROKER AD Skopje	MI	98.974.941	8,50	11.058.000	1,45	0	0,00	0	0,00	110.032.941
NLB Banka AD Skopje	TN	73.866.253	6,35	0	0,00	0	0,00	0	0,00	73.866.253
INOVO BROKER AD Skopje	IN	71.798.891	6,17	0	0,00	0	0,00	0	0,00	71.798.891
Stopanska banka AD Skopje	SB	62.126.605	5,34	5.050.000	0,66	0	0,00	0	0,00	67.176.605
Fersped Broker AD Skopje	FR	45.151.512	3,88	5.050.000	0,66	0	0,00	0	0,00	50.201.512
Total		1.163.996.133	100,00	764.537.380	100,00	0	100,00	0	100,00	1.928.533.513

Turnover via BEST system and turnover in block trades is calculated on the basis of double counting, in order to include the executed cross trades by the MSE members in the structure of the overall MSE turnover. As since July 13, during the government auctions on the selling side there is no brokers (i.e. MSE performs this role), the turnover derived from government auctions is still calculated on the basis of single counting.

MONTHLY STATISTICAL BULLETIN

AS A REMINDER

The product of the Macedonian Stock Exchange **BESTNET ANALYTICS** is a modern internet service that helps investors in building well-founded investment strategies and in bringing valuable investment decisions.

BESTNET ANALYTICS contains:

- Data for more than **100** companies traded on the Macedonian Stock Exchange
- More than **70** different financial indicators of companies and more than **40** indicators for banks
- Monitoring and comparing the values for the last **3** years
- Tracking results by quarters
- Data in den, euros and dollars
- Data for paid dividends from companies for the last **4** years
- Data for the major shareholders of the company
- Data for management bodies of the company
- Data for related companies
- Comparison and monitoring of a large number of financial indicators
- Monitoring indicators by sectors and industries
- Graphic display of technical indicators
- Over **40** technical indicators and oscillators
- Monitoring of investments, determining their current value
- Calculation of gains / losses from unrealized transactions
- Calculation of gains / losses from trades executed
- Simulated portfolios

Шифра на XB	Датум на трансакција	Број на трансакција	Количина	Куповна вредност - вкупно (во ден.)	Датум на последна цена	Последна просечна цена	Вкупна вредност (во ден.)	Нереализирана добитка / загуба (во ден.)	% промена од вкупување на XB	% од вредноста на вкупните вложувања
скратен преглед на поединечна трансакција										
GRNT	17.02.2009	X52515136	600,00	360.000,00	21.01.2009	653,11	391.866,00	1.800.000,00	133,33%	3,74%
TELE	11.06.2009	1235649	600,00	360.000,00	21.01.2009	653,11	391.866,00	31.866,00	8,85%	1,00%
детален преглед на поединечна трансакција										
P.Македонија - денационализација 01 (PMDEN01)										
Тип на хартија	Bond		Куповна вредност - вкупно (во ден.)		107.092,08		Датум на последна цена		27.11.2007	
Датум на трансакција	11.07.2008		Последна просечна цена		85,00		Нето вредност (во ден.)		116.662,50	
Број на трансакција	1919		Акмулирана камата (во ден.)		1.238,85		Вкупна вредност (во ден.)		117.888,35	
Количина	2.250,00		Нереализирана добитка / загуба (во ден.)		11.198,57		% промена од купување на XB		10,05%	
Куповна цена (во %)	77,50		% од вредноста на вкупните вложувања		0,30%					
Номинална вредност	1,00 EUR									
Куповна вредност (во ден.)	106.689,77									
Купена акумул. камата (во ден.)	402,31									
Трансакциони трошоци (во ден.)	500,00									
TOTAL				36.067.092,08			62.684.319,35	26.617.629,57	100,00%	

Опис на XB	Податоци од тргувањето
Лазарен сегмент	Официјален пазар
Лазарен подсегмент	Берзанска котација - обични акции
Тип на XB	Обични акции
ISIN број	MKALKA101011
Вкупни издадени XB	1431353
Шифра на XB	ALK
Номинална вредност	25,56 EUR
Дејења на цената и прометот	
Највисока цена во посл. 52 недели	4.599,00
Најниска цена во посл. 52 недели	3.795,00
% промена во посл. 30 дена	8,48%
% промена во посл. 3 месеци	6,98%
% промена во посл. 6 месеци	0,80%
% промена во посл. 1 година	-4,07%
Просечен дневен промет во посл. 30 дена	645.146,23
Просечен дневен промет во посл. 3 месеци	812.362,12
Просечен дневен промет во тековната година	626.836,29
Просечен дневен промет во посл. 52 недели	1.304.591,88
Показатели по акција за издавачот	
Коefициент цена / добитка	10,43
Дивиденден принос	3,98%
Коefициент цена / Книговодствена вредност по акција	0,91
Коefициент цена / Акмулирана добитка по акција	2,62
Коefициент цена / приходи од продажба	1,01
Коefициент цена / парични прилими од оперативни активности	13,59
Коefициент цена / оперативна добитка	8,93
Коefициент цена / EBITDA	6,35
Највисок P/E во посл. 52 недели	11,46
Најнисок P/E во посл. 52 недели	9,47
Нето добитка по акција за посл. 12 месеци	430,59
Коefициент цена / добитка за посл. 12 месеци	9,77

For more information on : www.bestnet.com.mk

ДО СОПСТВЕНИ КВАДРАТИ СО НАЈНИСКИ КАМАТИ



опција 1

2,9%

фиксна камата за
првите пет години

опција 2

3,0%

фиксна камата за
првите десет години

3,9%

променлива за остатокот
од периодот на отплата

Период на отплата

до **30**
години

**Станбен кредит со
најниски камати на пазарот**



комерцијална банка аџ скопје

www.kb.com.mk
контакт центар: (02) 3 296 800



МАКЕДОНСКА БЕРЗА
MACEDONIAN STOCK EXCHANGE